

**SERVING
FAMILIES WITH
CHILDREN
SINCE 1990**



Our Mission is to follow Jesus in working with the poor and homeless to promote positive transformation of their lives.

Our Vision is to inspire our community to unite so that all people have access to a healthy home.

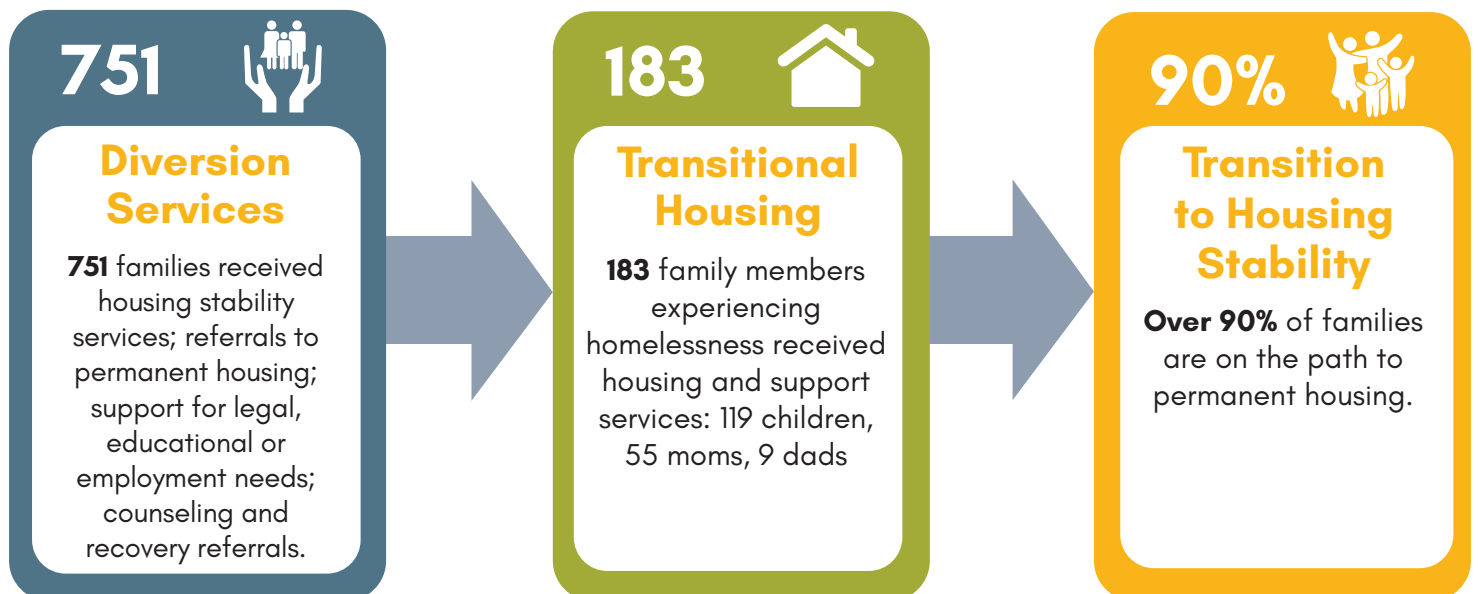
Outcomes You Made Possible

Diversion Services

Face-to-face support to families, helping identify alternate housing and stability solutions.

Transitional Housing

Client-driven program with services and temporary housing to end homelessness, one family at a time.



Thank you to our faithful volunteers for providing 5,719 hours in volunteer service!

BREAKING THE CYCLE OF HOMELESSNESS



TIME



RELATIONSHIP



RESOURCES &
SERVICES



SAFE
HOUSING



STABILITY

From our Executive Director

With the pandemic in the rear view mirror, the mission of Vision House is stronger than ever - having expanded in 2022 to reach nearly 800 families experiencing homelessness.

We accomplished so much and are so proud:

- Opened a 2nd Diversion Center in Burien - a 3rd planned for Shoreline in 2023.
- Added two Licensed Mental Health Counselors to serve the mental health needs of residents.
- Took steps to increase accountability of families in our program following the trauma of the past three years.
- Provided greater opportunities for staff professional, personal and spiritual growth.

Our team is strong and committed to seeing lives changed.

Your support is an inspiration.

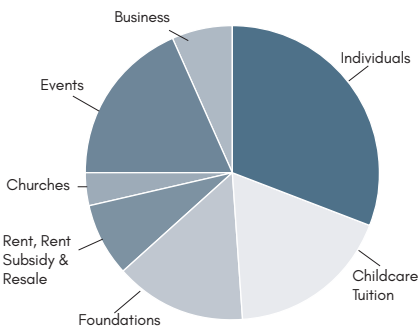
With sincere gratitude,

Melissa Gehrig



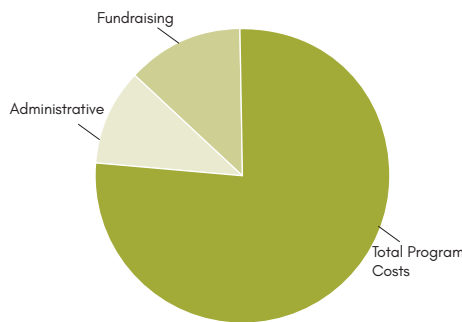
"Since participating in classes at Vision House, I've been able to put boundaries in place and make positive decisions that I never would have been able to do before coming to Vision House."

— Michelle,
a recent
housing client



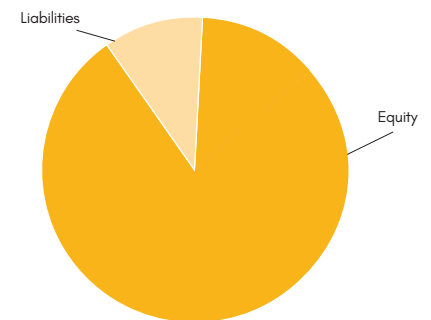
2022 Revenue (Unaudited)

| | | |
|-----------------------------|---------------------|-------------|
| Donations | | |
| Individuals | \$ 1,483,328 | 31.1% |
| Events (minus expenses) | \$ 853,028 | 17.9% |
| Foundations | \$ 691,525 | 14.5% |
| Businesses | \$ 379,292 | 8.0% |
| Churches | \$ 170,892 | 3.6% |
| Earned Income | | |
| Childcare Tuition | \$ 876,355 | 18.4% |
| Rent, Rent Subsidy & Resale | \$ 312,070 | 6.5% |
| Total | \$ 4,766,490 | 100% |



2022 Expenses (Unaudited)

| | | |
|----------------------------|---------------------|--------------|
| Program | | |
| Housing & Support | \$ 2,571,797 | |
| Childcare | \$ 1,035,408 | |
| Total Program Costs | \$ 3,607,205 | 76.5% |
| Administrative | \$ 502,491 | 10.7% |
| Fundraising | \$ 606,149 | 12.8% |
| Total Expenses | \$ 4,715,845 | 100% |



2022 Assets and Liabilities

| | |
|---------------------|----------------------|
| Liabilities | \$ 515,118 |
| Equity | \$ 11,499,266 |
| Total Assets | \$ 12,014,384 |

VISIONHOUSE
...until every child has a home.

