

# Spring Tales Newsletter

## *The Goose Issue!*



Written by  
Molly Maupin,  
Education  
Coordinator

There are many different species of geese that live and migrate through California. Can you identify some of the species below? Write the letter of the goose next to the correct name. Answers are at the bottom of the page.

**1. Greater White-fronted Goose** \_\_\_\_\_


**3. Canada Goose** \_\_\_\_\_

**5. Ross's Goose** \_\_\_\_\_

**2. Snow Goose** \_\_\_\_\_

**4. Brant** \_\_\_\_\_

**6. Cackling Goose** \_\_\_\_\_



Cackling Geese can be very hard to distinguish from Canada Geese. One of the main ways to tell them apart is by looking at the size. Cackling Geese are much smaller than Canada Geese are, and have a much shorter neck.



**Did you know?**

**Are those teeth on your tongue??**

Although not technically teeth, geese have a serrated edge along the outside of their tongue called Tomium. At first glance, Tomium can look very intimidating! The primary function of this serrated edge is to help Geese pull apart grass and sift through the water for food.

**Baby geese are called GOSLINGS.**



**Oh Canada!**

The Canada Goose is one of the most common species of geese found in California. Many people make the mistake and call the large birds "Canadian" Geese because they believe the birds are from Canada (some are). The truth is though, Canada Geese are named after the ornithologist and taxonomer who distinguished them from other species of geese named John Canada.



**Canada Goose**

**I am named after John Canada, not the country of Canada!**



**Male geese are called GANDERS. GOOSE is actually the term for female geese.**


# Why do geese fly in a "V" shape?

Geese fly in a "V" shape to help them with wind resistance and stamina. The goose in front takes the brunt of the resistance, and the rest of the "V" gets to "coast". Think about how you put your arms into a "V" shape over your head when you dive into a pool. The top of the "V" pushes through the water or the air first, and then the rest of your body can push through too. This is what the goose in front is doing for the rest of the geese. Then when the goose in front gets tired, another goose takes its place. It is also an easy way for the geese to keep track of each other, and make sure that they do not leave any members of the flock behind.

Uh oh! I think we are missing someone!




**A group of geese are called a GAGGLE.**



**Silly Goose!**

**Color the goose below and give it some funny accessories to make your own "Silly Goose".**





# Snow Goose Paper Plate Craft

*Craft and photos by Arianna Oneto !*

## **Materials:**

- **White Paper Plate**
- **Scissors**
- **Crayons, Markers, or Paint**

1. Take a paper plate and cut out a half circle slightly above the center of the plate, leaving the rim of the plate attached.
2. Cut off about 2 inches of the plate's rim
3. Shape the end into a rounded bill.
4. Using coloring materials to add the black wingtip and the pinkish bill.



For more information on our education programs or to get involved, contact Molly Maupin, Education Coordinator at (916) 648-1406 Ext. 121 or [mmaupin@calwaterfowl.org](mailto:mmaupin@calwaterfowl.org)

For more information and our calendar of events go to [www.calwaterfowl.org](http://www.calwaterfowl.org)