

Constant Contact Survey Results

Campaign Name: 2023 End-of-Season Survey

Survey Starts: 4199

Survey Submits: 1533

Export Date: 04/05/2023 03:51 PM

MULTIPLE CHOICE

1. What region of the state do you live in (check one)?

Answer Choice	0%	100%	Number of Responses	Responses Ratio
Southern California			142	9%
San Joaquin Valley			222	14%
Central Coast			43	2%
Bay Area			439	28%
Sacramento Valley			516	33%
North Coast			38	2%
Northeastern California			44	2%
Other			84	5%
Total Responses			1528	100%

CHECKBOXES

2. What regions of the state do you hunt waterfowl in (check all that apply)?

Answer Choice	0%	100%	Number of Responses	Responses Ratio
Southern California			146	9%
Tulare Basin			80	5%
Grasslands			484	31%
Delta/Bay Area (includes Suisun and Napa/Sonoma marshes)			494	32%
Sacramento Valley			1048	68%
North Coast (includes Humboldt Bay)			52	3%
Northeastern California			258	16%
Other			64	4%
Total Responses			1520	100%






MULTIPLE CHOICE

3. Where did you hunt waterfowl during the 2022-23 season?

Answer Choice	0%	100%	Number of Responses	Responses Ratio
Exclusively on private land			611	40%
Exclusively on public land			261	17%
A mix of public and private land			542	35%
Did not hunt waterfowl (skip to question 10)			112	7%
Total Responses			1526	100%




MULTIPLE CHOICE

4. How many days did you hunt waterfowl in 2022-23?

Answer Choice	0%	100%	Number of Responses	Responses Ratio
0-5			229	16%
6-10			213	14%
11-15			232	16%
16-20			220	15%
21 or more			532	37%
Total Responses			1426	100%




MULTIPLE CHOICE

5. Did you hunt more or less in 2022-23 than the previous season?

Answer Choice	0%	100%	Number of Responses	Responses Ratio
More			364	25%
Less			569	40%
Same			489	34%
Total Responses			1422	100%




MULTIPLE CHOICE

6. Was your 2022-23 waterfowl harvest higher or lower than the previous season?

Answer Choice	0%	100%	Number of Responses	Responses Ratio
Higher			576	40%
Lower			592	41%
Same			250	17%
Total Responses			1418	100%

MULTIPLE CHOICE

7. How many times did you hunt with licensed guides in California in 2022-23?

Answer Choice	0%	100%	Number of Responses	Responses Ratio
Never			1217	85%
Once or twice			172	12%
Three times or more			34	2%
Total Responses			1423	100%

MULTIPLE CHOICE

8. How many times did you hunt waterfowl out of state in 2022-23?

Answer Choice	0%	100%	Number of Responses	Responses Ratio
Never			1132	79%
Once or twice			182	12%
Three times or more			114	7%
Total Responses			1428	100%

CHECKBOXES

9. What other kinds of game do you hunt?

Answer Choice	0%	100%	Number of Responses	Responses Ratio
Deer/elk/antelope			896	65%
Pig			557	40%
Turkey			749	54%
Dove			1070	78%
Quail			583	42%
Pheasant			803	58%
Other			114	8%
Total Responses			1369	100%

MULTIPLE CHOICE

10. How much do you estimate you spend annually on hunting waterfowl (e.g. leases, blinds, boats, shells, decoys, travel, etc.) in California?

Answer Choice	0%	100%	Number of Responses	Responses Ratio
0-\$100			23	1%
\$101-\$500			123	8%
\$501-\$1000			206	13%
\$1001-\$2000			284	18%
\$2001-\$3000			209	13%
More than \$3000			667	43%
Other			5	0%
Total Responses			1517	100%

CHECKBOXES

11. What types of products do you expect to buy in the next year? (Check all that apply.)

Answer Choice	0%	100%	Number of Responses	Responses Ratio
ATV			144	10%
Shotgun			426	31%
BBQ, grill or smoker			215	15%
Dog e-collar			173	12%
Still decoys			628	46%
Motion decoys			587	43%
Decoy bags, packs or carts			452	33%
Waders			651	47%
Boots			219	16%
Jacket			379	27%
Duck and goose calls			476	34%
Dog			158	11%
Total Responses			1365	100%

CHECKBOXES

12. Have you ever purchased a product, service or property you've seen advertised in California Waterfowl Magazine?

Answer Choice	0%	100%	Number of Responses	Responses Ratio
Yes, product(s)			887	58%
Yes, services(s) - e.g. guided hunts, hunting at preserves, habitat work			161	10%
Yes, property (blind lease or club/membership purchase)			47	3%
No			485	32%
I don't get the magazine			94	6%
Total Responses			1512	100%

MULTIPLE CHOICE

13. Your gender

Answer Choice	0%	100%	Number of Responses	Responses Ratio
Male			1474	96%
Female			39	2%
Prefer not to say			9	0%
Total Responses			1522	100%

MULTIPLE CHOICE

14. Your ethnicity (check all that apply)

Answer Choice	0%	100%	Number of Responses	Responses Ratio
Asian/Pacific Islander			32	2%
Black			2	0%
Latino/Hispanic			54	3%
American Indian			18	1%
White			1315	86%
Prefer not to say			104	6%
Total Responses			1525	100%

MULTIPLE CHOICE

15. Your annual household income

Answer Choice	0%	100%	Number of Responses	Responses Ratio
\$0-34,999/year			27	1%
\$35,000-\$49,999/year			46	3%
\$50,000-\$74,999/year			108	7%
\$75,000-\$99,999/year			172	11%
\$100,000-\$149,999/year			333	21%
\$150,000-\$500,000/year or more			610	40%
Prefer not to say			224	14%
Total Responses			1520	100%

MULTIPLE CHOICE

16. Your education level

Answer Choice	0%	100%	Number of Responses	Responses Ratio
High school education			462	30%
College degree			762	50%
Masters' degree			162	10%
Doctorate/PhD			63	4%
Prefer not to say			74	4%
Total Responses			1523	100%

CHECKBOXES

17. Where do you go to get information on hunting products? (Select all that apply)

Answer Choice	0%	100%	Number of Responses	Responses Ratio
Online			1374	91%
Outdoor brand internet sites			744	49%
Social media (Facebook, YouTube, Instagram, Twitter)			628	41%
Magazines			1000	66%
Television programs			390	25%
State Game Regulations			212	14%
Podcasts			290	19%
Outdoor Sport Shows/Banquets			481	31%
Total Responses			1509	100%

MULTIPLE CHOICE

18. Should the harvest strategy for pintail be modified to allow for a 3 or greater pintail bag limit in good pintail production years (under a liberal framework), recognizing that in poor pintail production years there may be an increased likelihood of 1 or 0 pintail bag limit?

Answer Choice	0%	100%	Number of Responses	Responses Ratio
Yes			1220	80%
No			293	19%
Total Responses			1513	100%

MULTIPLE CHOICE

19. Would you support a 3 pintail bag limit in exchange for a shorter pintail season?

Answer Choice	0%	100%	Number of Responses	Responses Ratio
Yes			696	46%
No			812	53%
Total Responses			1508	100%


MULTIPLE CHOICE

20. Should 3-1/2 inch shells be prohibited for use on Type A and B public areas?

Answer Choice	0%	100%	Number of Responses	Responses Ratio
Yes			700	46%
No			792	53%
Total Responses			1492	100%



MULTIPLE CHOICE

21. (a.) In the Northeastern Zone, would you support moving the Veterans/Active Military Duty Hunt Days to one week before the season (keeping Youth Hunt Days two weeks before the season)?

Answer Choice	0%	100%	Number of Responses	Responses Ratio
Yes			954	66%
No			476	33%
Total Responses			1430	100%



MULTIPLE CHOICE

21. (b.) In the Northeastern Zone, would you support moving the Veterans/Active Military Duty Hunt Days to a weekend during the regular season (which reduces the regular season by 2 hunt days)?

Answer Choice	0%	100%	Number of Responses	Responses Ratio
Yes			560	39%
No			860	60%
Total Responses			1420	100%




MULTIPLE CHOICE

22. If California were offered a two-tiered hunting license where you could shoot 3 ducks of any species (including 3 pintail) per day, would you choose that license rather than the traditional license that allows for 7 ducks but is subject to other restrictions (e.g. 1 pintail, 2 hen mallards, 2 canvasback, etc.)?

Answer Choice	0%	100%	Number of Responses	Responses Ratio
Yes			198	13%
No			1307	86%
Total Responses			1505	100%






MULTIPLE CHOICE

23. At Upper Butte Basin Wildlife Area (Howard Slough, Little Dry Creek and Llano Seco) should one person be able to enter the lottery on behalf of other members of his/her hunt party, similar to what is allowed at the Sacramento National Wildlife Refuge Complex?

Answer Choice	0%	100%	Number of Responses	Responses Ratio
Yes			530	35%
No			324	21%
I do not hunt this area			632	42%
Total Responses			1486	100%



MULTIPLE CHOICE

24. Should the white-fronted goose closure regulations (to protect Tule geese) on the west side of the Sacramento Valley be incrementally liberalized, recognizing that the current Tule goose populations are small (only 7,000-10,000 birds)? If so, how?

Answer Choice	0%	100%	Number of Responses	Responses Ratio
Increase the season length by one week			278	19%
Increase the bag limit from 3 to 4 birds			178	12%
Allow hunting of white-fronts in the closure area during the late goose season			398	27%
No			516	35%
Other			69	4%
Total Responses			1439	100%



MULTIPLE CHOICE

25. Should some late season hunt days in the NE Zone for snow geese be transferred to December?

Answer Choice	0%	100%	Number of Responses	Responses Ratio
Yes			713	53%
No			629	46%
Total Responses			1342	100%

MULTIPLE CHOICE

26. Should CWA lobby the Pacific Flyway Council and USFWS for a tundra swan season for California, similar to what is already authorized for Nevada, Montana, Utah and Idaho?

Answer Choice	0%	100%	Number of Responses	Responses Ratio
Yes			1085	73%
No			399	26%
Total Responses			1484	100%

MULTIPLE CHOICE

27. Common mergansers are recognized as predators of young trout, salmon and steelhead. To help limit merganser predation upon these and other sportfish species, would you support regulatory changes that:

Answer Choice	0%	100%	Number of Responses	Responses Ratio
Shift common merganser season dates under federal regulations to run separately from other waterfowl, and start in late November and close March 10 (at the end of the current federal waterfowl season framework)			81	5%
Expand the issuance of depredation permits to allow for the take of common mergansers year-round, similar to what has been authorized for double-crested cormorants			242	16%
Both a and b			795	54%
No change to common merganser regulations			334	23%
Total Responses			1452	100%

MULTIPLE CHOICE

28. Should the DFW waterfowl reservation system be modified? If yes, please explain in comment field.

Answer Choice	0%	100%	Number of Responses	Responses Ratio
Yes			351	24%
No			291	19%
No opinion			820	56%
Total Responses			1462	100%

OPEN QUESTION

29. Comment

two winning draws per hunter



Not sure what the answer is here. I know I put in for approximately 200 dates between my wife and myself at numerous areas for both Wednesdays and Saturdays and between the two of us, we got 8 reservations. Just the odds of getting a reservation seem to be less and less every year.

Each hunter can only choose 10 shoot days per wildlife area. Example 10 shoot days choice at Sacramento 10 shoot days choice at Delevan etc. this will allow for people to have a better chance at obtaining a reservation as well as better access for sweat line hunters

362 Response(s)



MULTIPLE CHOICE

30. Should Howard Slough and/or the Llano Seco Unit be open for the federal youth hunt in the Balance of State Zone?

Answer Choice	0%	100%	Number of Responses	Responses Ratio
Yes			1259	88%
No			156	11%
Total Responses			1415	100%



MULTIPLE CHOICE

31. Should the Snobird Unit of the San Luis NWR Complex be open for hunting?

Answer Choice	0%	100%	Number of Responses	Responses Ratio
Yes			1094	81%
No			245	18%
Total Responses			1339	100%



MULTIPLE CHOICE

32. Should the San Joaquin River Unit of the San Luis NWR Complex be open for waterfowl and upland game bird hunting, even if there is limited wetland habitat available?

Answer Choice	0%	100%	Number of Responses	Responses Ratio
Yes			988	73%
No			361	26%
Total Responses			1349	100%


MULTIPLE CHOICE

33. Should the refuge draw system be modified so that nobody can be drawn twice for the same hunt day?

Answer Choice	0%	100%	Number of Responses	Responses Ratio
Yes			1083	75%
No			356	24%
Total Responses			1439	100%

MULTIPLE CHOICE

34. Should the nightly lottery draw be limited to one refuge per hunter?

Answer Choice	0%	100%	Number of Responses	Responses Ratio
Yes			899	63%
No			512	36%
Total Responses			1411	100%

MULTIPLE CHOICE

35. Should Willow Creek WA in the NE Zone be open for the pre-season Youth hunt?

Answer Choice	0%	100%	Number of Responses	Responses Ratio
Yes			1148	84%
No			214	15%
Total Responses			1362	100%

MULTIPLE CHOICE

36. Should tree blinds (like those at Sacramento and Delevan NWRs) be placed, where appropriate, in other wetlands throughout the refuge system (both federal and state areas) to provide better hunter cover in some ponds?

Answer Choice	0%	100%	Number of Responses	Responses Ratio
Yes			1173	83%
No			227	16%
Total Responses			1400	100%

MULTIPLE CHOICE

37. California currently has a 60-day dove season. If the Western Management Unit (which includes CA) was granted additional hunt days, should those be added to the early season, late season or equally divided between both of those seasons?

Answer Choice	0%	100%	Number of Responses	Responses Ratio
Early season			505	33%
Late season			105	6%
Equally divided between both early & late seasons			638	42%
No opinion			256	17%
Total Responses			1504	100%




MULTIPLE CHOICE

38. Do you support revising the Western Mallard Model, which has not been updated in a significant way since 2008?

Answer Choice	0%	100%	Number of Responses	Responses Ratio
Yes			1131	76%
No			350	23%
Total Responses			1481	100%



MULTIPLE CHOICE

39. Should an updated Western Mallard Model restrict harvest, which of the following do you prefer (note these changes may impact not only the take of mallards but other duck species)?

Answer Choice	0%	100%	Number of Responses	Responses Ratio
Reduced hunt days			149	10%
Reduced bag limits			1050	74%
Combination of reduced days and bag limits			208	14%
Total Responses			1407	100%



MULTIPLE CHOICE

40. Revising the Western Mallard Model may take several years. Do you support lowering days or bag limit as an interim step to try to address declining California mallard populations?

Answer Choice	0%	100%	Number of Responses	Responses Ratio
Yes			1030	69%
No			446	30%
Total Responses			1476	100%



MULTIPLE CHOICE

41. Would you support moving the Veterans/Active Military Duty hunt in the Balance of State Zone to prior to (i.e. within 2 weeks of) the regular season?

Answer Choice	0%	100%	Number of Responses	Responses Ratio
Yes			699	48%
No			739	51%
Total Responses			1438	100%



MULTIPLE CHOICE

42. Would you support a 7-bird daily bag limit for common mergansers separate from the daily bag limit for ducks, meaning that a "mistake" merganser would not count against your daily duck bag limit, and it would allow you to harvest up to 7 mergansers and 7 ducks per day under liberal framework regulations?

Answer Choice	0%	100%	Number of Responses	Responses Ratio
Yes			1268	85%
No			212	14%
Total Responses			1480	100%



MULTIPLE CHOICE

43. (a.) In the Balance of State Zone, would you support moving the Youth Hunt Days prior to the regular season?

Answer Choice	0%	100%	Number of Responses	Responses Ratio
Yes			638	43%
No			836	56%
Total Responses			1474	100%

MULTIPLE CHOICE

43. (b.) In the Balance of State Zone, would you support moving the Veterans/Active Military Duty Hunt Days to a weekend during the regular season (which reduces regular season by 2 hunt days)?

Answer Choice	0%	100%	Number of Responses	Responses Ratio
Yes			425	29%
No			1029	70%
Total Responses			1454	100%

RANK ORDER

44. What are the biggest challenges facing public hunters? (1=Biggest, 7=Least)

Answer Choice	Average Rank	Ranked 1	Ranked 2	Ranked 3	Ranked 4	Ranked 5	Ranked 6	Ranked 7
Limited access to optimal habitat areas that are attractive to ducks	2.95	431 (35%)	193 (16%)	153 (12%)	126 (10%)	107 (8%)	99 (8%)	90 (7%)
Significant quota restrictions on refuges	4.35	78 (6%)	153 (12%)	172 (14%)	207 (17%)	219 (18%)	203 (16%)	167 (13%)
No refill opportunities in productive waterfowl areas	4.84	41 (3%)	99 (8%)	150 (12%)	165 (13%)	245 (20%)	262 (21%)	237 (19%)
Enforcement of refuge rules/bad hunter behavior	3.85	160 (13%)	193 (16%)	197 (16%)	196 (16%)	150 (12%)	174 (14%)	129 (10%)
Hunters setting up too close in free roam areas	3.99	122 (10%)	209 (17%)	177 (14%)	192 (16%)	188 (15%)	171 (14%)	140 (11%)
Water/habitat management on refuges	3.44	259 (21%)	212 (17%)	196 (16%)	158 (13%)	130 (10%)	131 (10%)	113 (9%)
Too much sanctuary vs. available hunt acres on refuges	4.57	108 (9%)	140 (11%)	154 (12%)	155 (12%)	160 (13%)	159 (13%)	323 (26%)
Total Responses	1199							