



## MISSION

To provide food security, directly or indirectly, to people in Centre County.

## VISION

One day, no one will go hungry in Centre County.

## WHO WE HELP

The State College Food Bank serves clients who are living in poverty, unemployed, underemployed, affected with physical or mental disabilities, or simply experiencing hard times and need help making ends meet.

## HOW WE HELP

Because of a visit to the Food Bank in 2018, clients were able to:

- Purchase medicine 45.2%
- Buy gas to get to work 49.3%
- Pay rent/mortgage 67.2%

## 2018 STAFF

- Carol Pioli EXECUTIVE DIRECTOR
- Allayn Beck BUSINESS MANAGER
- Virginia Meadows VOLUNTEER COORDINATOR
- Bill Torretti WAREHOUSE ASSISTANT

## 2018 BOARD OF DIRECTORS

- Rich Barrickman PRESIDENT
- Stan Latta VICE PRESIDENT
- Bill Martin TREASURER
- Joan Dashner SECRETARY

## 2018 BOARD MEMBERS

- Mary Beahm Tom King
- Mark Blonski Craig Millar
- Linda Brown Meg Moose
- Thomas Eakin Nancy Ring
- David Gingher Bill Zimmer
- Gail Hurley

## EXPANDING THE REACH OF YOUR GENEROSITY

Thanks to the hard work, dedication and generosity of so many wonderful community members, donors, volunteers and staff over the past several years, the State College Food Bank (SCFB) is in a stronger position than ever to combat food insecurity in Centre County.

In 2018, the Food Bank and all its contributors worked hard to assist and uplift our own clients, as well as many more in the surrounding community. In 2018 the amount of food donated increased from roughly 421,000 in 2017 to almost 500,000. In addition to the individuals and families we fed within our own facility in 2018, we were also able to increase the magnitude of our “re-donations” – surplus food that the SCFB is able to distribute to other organizations, individuals and food pantries in need of assistance. As a result, the Food Bank increased its amount of re-donated food, from roughly 62,000 pounds in 2017 to 73,000 in 2018. The hope for 2019 is to continue to build on that growth.



Meanwhile, the Food Bank continues to work harder than ever to make sure its services are the best they can be for clients. From providing fresh produce, dairy, eggs and meat, to keeping the facility in top shape, the Food Bank strives to go the extra mile to take care of its clients.

The Food Bank’s ability to help as many individuals as it currently does has been made possible by the continued generosity of donors and volunteers. Another of the Food Bank’s highest hopes for 2019 is to keep up that same momentum of donations in order to support its goal of exploring new ways to grow and make an impact.

## HELPING PEOPLE ON THE PERIPHERY

Because of the generous donations we receive from our community and local businesses, the Food Bank is able to provide a service that we are extremely proud of: increasing food security for individuals and families who do not qualify for state or federal food assistance but are still very much in need. Thankfully, the Food Bank can be a lifeline by providing food that has been donated directly by the community or purchased by the Food Bank using financial donations. Thanks to the incredible efforts of our donors and supporters, the Food Bank is able to go above and beyond for those in need. Looking toward the future, it is crucial to remain stronger than ever in regard to community-based food drives.

## 2018 By The Numbers

### How We Helped

**474,746 lbs+**  
of food distributed

**1,712**  
Unique individuals served

**713**  
Unique households served

**1,253**  
Bags given to children and their families, through 2018 Kids Bag Program



**14,000 lbs.**  
to children

### Of people we fed...

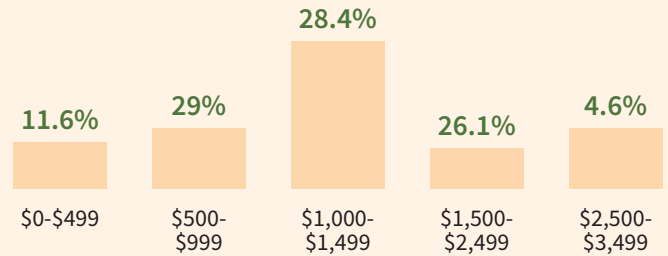
**30%**  
Under age 18

**22%**  
Age 60+

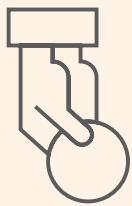
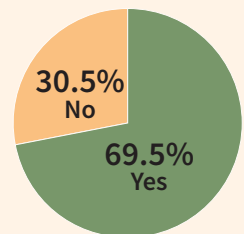
**36.7 tons**  
of food re-distributed to other Centre County food pantries and social service agencies. the equivalent of 61,195 meals

### About Our Clients

#### Average Monthly Household Income




#### Supplemental Nutrition Assistance Program Participant?



### Donations

**499,394**  
Pounds of food donated

**416,120**  
Meals made possible thanks to these donations



### Volunteers

**120**  
Regular volunteers

**12,850**  
Volunteer hours contributed in 2018

## 2018 Statement of Revenues, Expenses and Losses

### REVENUES

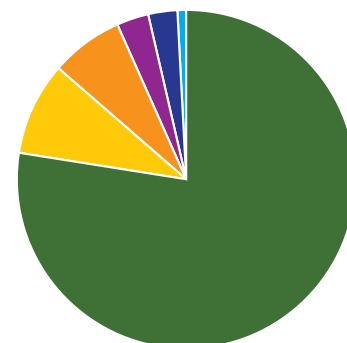
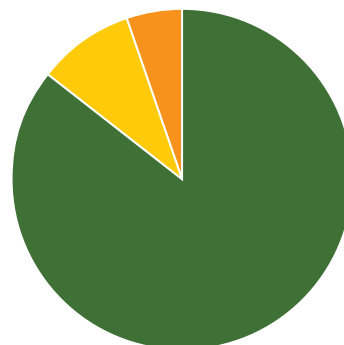
Donations	\$433,655
United Way	\$49,016
Investment Income	\$38,755
Special Events	\$16,970
Grants	\$16,527
Interest	\$3,414
<b>Total revenues</b>	<b>\$588,337</b>

### EXPENSES

Program	\$446,691
Administrative	\$47,653
Fundraising	\$26,145
<b>Total expenses</b>	<b>\$520,489</b>

### ASSETS

Increase in Net Assets	\$37,848
Net Assets, Beginning	\$2,424,243
Net Assets, Ending	\$2,462,091



### REVENUES

Donations	\$433,655
United Way	\$49,016
Investment Income	\$38,755
Special Events	\$16,970
Grants	\$16,527
Interest	\$3,414

### EXPENSES

Program	\$446,691
Administrative	\$47,653
Fundraising	\$26,145