



MISSION

To provide food security, directly or indirectly, to people in Centre County.

VISION

One day, no one will go hungry in Centre County.

WHO WE HELP

The State College Food Bank serves clients who are living in poverty, unemployed, underemployed, affected with physical or mental disabilities, or simply experiencing hard times and need help making ends meet.

HOW WE HELP

Because of a visit to the Food Bank in 2019, clients were able to:

Purchase medicine	47%
Buy gas to get to work	53%
Pay rent/mortgage	61%

2019 STAFF

Carol Pioli	EXECUTIVE DIRECTOR
Allayn Beck	BUSINESS MANAGER
Virginia Meadows	VOLUNTEER COORDINATOR
Bill Torretti	WAREHOUSE ASSISTANT

2019 BOARD OF DIRECTORS

Rich Barrickman	PRESIDENT
Stan Latta	VICE PRESIDENT
Bill Martin	TREASURER
Joan Dashner	SECRETARY

2019 BOARD MEMBERS

Mark Blonski	Tom King
Tara Duff	John Lhota
Thomas Eakin	Chris Shinham
Kelly Ernico	
Adam Fleming	
Gail Hurley	

EXPANDING THE REACH OF YOUR GENEROSITY

Thanks to the hard work, dedication and generosity of so many wonderful community members, donors, volunteers and staff over the past several years, the State College Food Bank (SCFB) is in a stronger position than ever to combat food insecurity in Centre County.

In 2019, the Food Bank and all its contributors worked hard to assist and uplift our own clients, as well as many more in the surrounding community.

In 2019 the amount of food donated increased from roughly 5000,000 in 2018 to almost more than 519,000. In addition to the individuals and

families we fed within our own facility in 2019, we were also able to increase the magnitude of our "re-donations" – surplus food that the SCFB is able to distribute to other organizations, individuals and food pantries in need of assistance. As a result, the Food Bank increased its amount of re-donated food, from roughly 73,000 pounds in 2018 to 88,182 in 2019. The hope for 2020 is to continue to build on that growth.



Meanwhile, the Food Bank continues to work harder than ever to make sure its services are the best they can be for clients. From providing fresh produce, dairy, eggs and meat, to keeping the facility in top shape, the Food Bank strives to go the extra mile to take care of its clients.

The Food Bank's ability to help as many individuals as it currently does has been made possible by the continued generosity of donors and volunteers. Another of the Food Bank's highest hopes for 2020 is to keep up that same momentum of donations in order to support its goal of exploring new ways to grow and make an impact.

HELPING PEOPLE ON THE PERIPHERY

Because of the generous donations we receive from our community and local businesses, the Food Bank is able to provide a service that we are extremely proud of: increasing food security for individuals and families who do not qualify for state or federal food assistance but are still very much in need. Thankfully, the Food Bank can be a lifeline by providing food that has been donated directly by the community or purchased by the Food Bank using financial donations. Thanks to the incredible efforts of our donors and supporters, the Food Bank is able to go above and beyond for those in need. Looking toward the future, it is crucial to remain stronger than ever in regard to community-based food drives.

2019 By The Numbers

How We Helped

419,253 lbs+
of food distributed

1,479
Unique individuals served

654
Unique households served

1,253
Bags given to children and their families, through 2019 Kids Bag Program



14,000 lbs.
to children

Of people we fed...

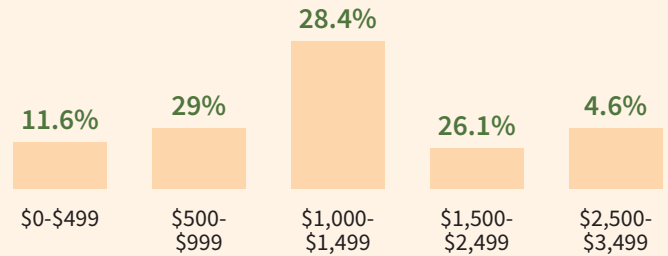
30%
Under age 18

22%
Age 60+

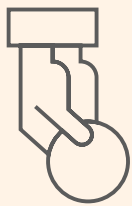
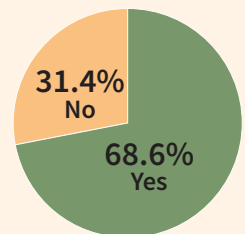
44 tons
of food re-distributed to other Centre County food pantries and social service agencies. the equivalent of 73,402 meals

About Our Clients

Average Monthly Household Income




Supplemental Nutrition Assistance Program Participant?



Donations

514,234
Pounds of food donated

428,528
Meals made possible thanks to these donations



Volunteers

120
Regular volunteers

12,309
Volunteer hours contributed in 2019

2019 Statement of Revenues, Expenses and Losses

REVENUES

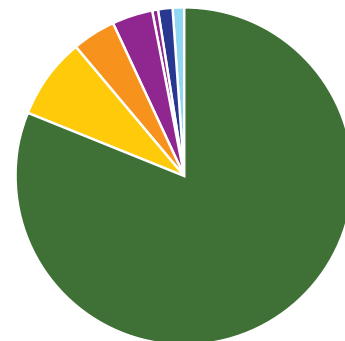
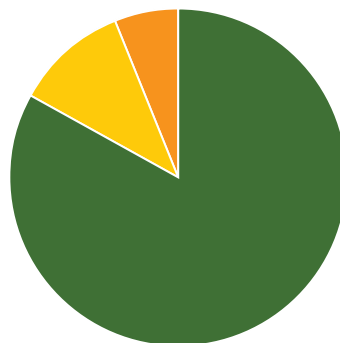
Donations	\$933,545
Unrealized Investments Gains	90,014
United Way	49,000
Investment Income	42,825
Special Events	6,000
Grants	17,795
Interest	10,359
Total revenues	\$1,149,538

EXPENSES

Program	\$367,798
Administrative	48,168
Fundraising	26,766
Total expenses	\$442,732

ASSETS

Increase in Net Assets	\$706,806
Net Assets, Beginning	\$2,462,091
Net Assets, Ending	\$3,168,897



REVENUES

Donations	\$933,545
Investments Gains	\$90,014
United Way	\$49,000
Investment Income	\$42,825
Special Events	\$6,000
Grants	\$17,795
Interest	\$10,359

EXPENSES

Program	\$367,798
Administrative	\$48,168
Fundraising	\$26,766